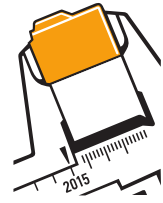




+



2015

CEE-SEC(R)

Разработка ПО

# Марко Кажич

Scalable workflows for front end development

@marxo



ЯМАЛ

IMO 9077548





Кикиндска технолошка заједница



Zamphyr

[zamphyr.com](http://zamphyr.com)

Work less. Do more.

METEOR  

 UNDERSCORE.JS  

  BACKBONE.JS  
Knockout.   ANGULARJS

 ember  express  

 DERBY     

 YO    TypeScript

 node JS  JayData  mongoDB





Plan the future.



Make better teams.

Life and death of a  
Front end developer

Miss Sunshine Pageant **Welcome to Yvette's !!!**

Pageants

**Spring 2010**

**Designer Fashions,**

[click here ~Sensational !! ~\\*](#)

Established  
1980

Sensational !! ~\*

Yvette's Bridal Gowns

**Yvette's is here for YOU !!! ~\*~\*~\***

**let's Celebrate! it's Prom 2010 !!! ~\*~\*~\***

BRIDAL  
FORMAL  
PAGEANT  
PROM  
HOMECOMING  
CRUISE  
HOLIDAY  
CELEBRATE

**Lauren, Brooke &  
Brittany trying on**

**Gowns @**

**Yvette's, [click here](#)**

~\*~\*~\*

Мы любим Россия.

[Yvette's sells  
Kitty Chen Couture,](#)

[click here ~Sensational !!~\\*](#)

Fashion Label~\*

Designer Fabrique~\*

Nous aimons la France.

**Tuxedo rentals**

**starting @**

**\$65.00 ~\***

**Apple Pie**, please click here ~\*

**Psychological Thriller !! ~\***

please click here !! ~\*~\*~\*

Yvette's habla poquito espanol !!~

**Invitations !!**

please click here ~\*

**Yvette's Paintings for sale !!, please click here !! ~\***

Yvette's phone number: (850)~871~3000

Monday thru Saturday 10:00 a.m. ~ 6:00 p.m.

**ENTER YVETTE'S**

**\*~Pink Links to Your DESIGNERS~\***

**Follow the Pink Links to Yvette's !! ~\***

**Call to Artists !! ~\* please click here !! ~\***

우리는 한국을 사랑한다.

我們愛中國。

私達は日本を愛する



**CLICK HERE TO  
SIGN YVETTE'S  
GUEST~BOOK !!**

**Yvette's  
Fashion  
Models!!**

[click here~\\*](#)

**Yvette's has  
Gorgeous  
Gowns full  
figure!! [click here](#)**

**Jewelry, Pearls,  
Swarovski  
Crystals,  
Necklaces,  
Earrings,**

I have yet to find a front end developer  
who likes designers.

Establish **ground rules**  
and reflect them **everywhere**.  
It's called **consistency**.

Be on the same page.

From the start or as soon as possible.

Minimize friction.





ESS

Global  
HD

Faster development

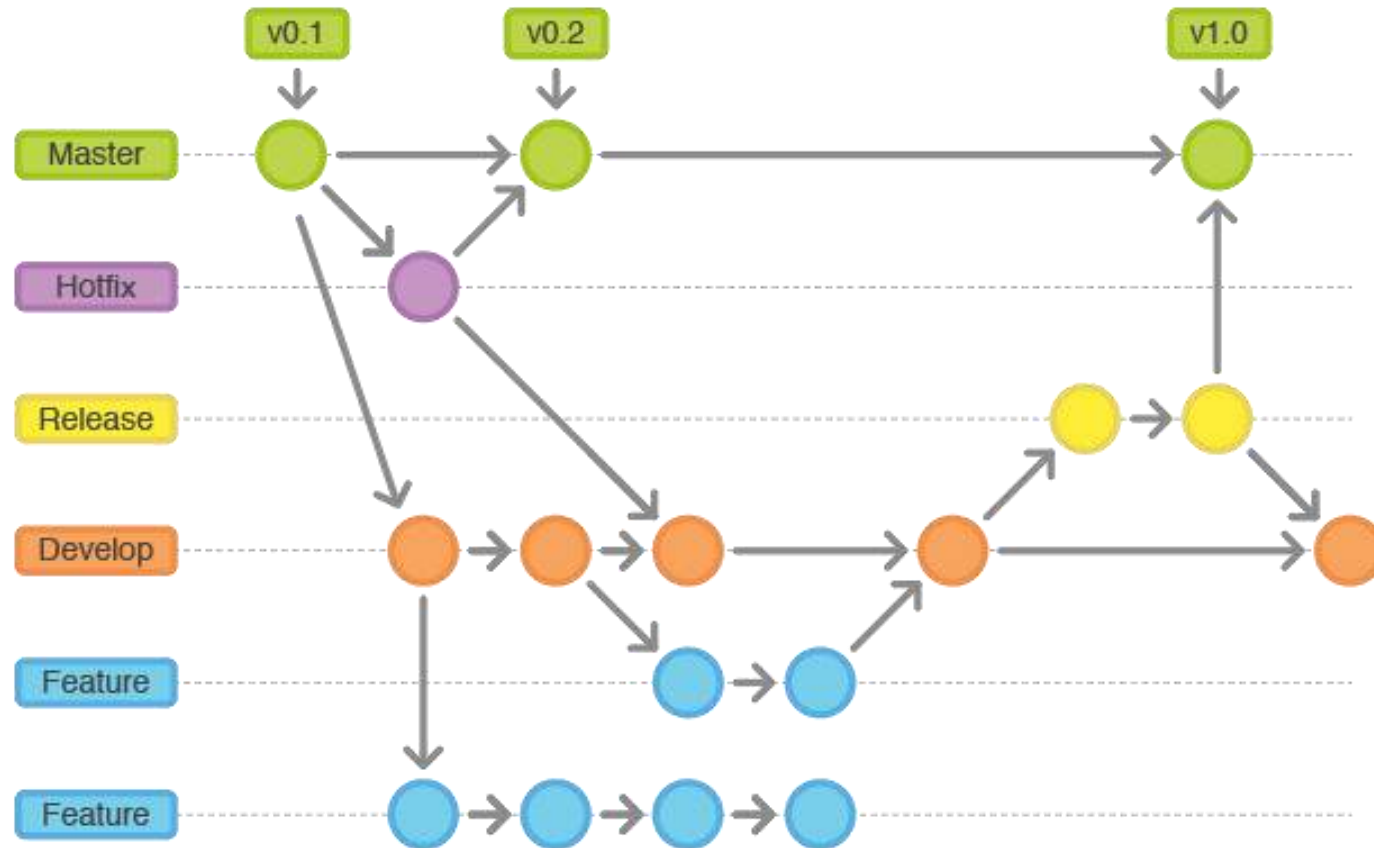
Easier debugging

Streamlined tooling

Improved performance

Split the `concerns` and  
use `adequate tools`.

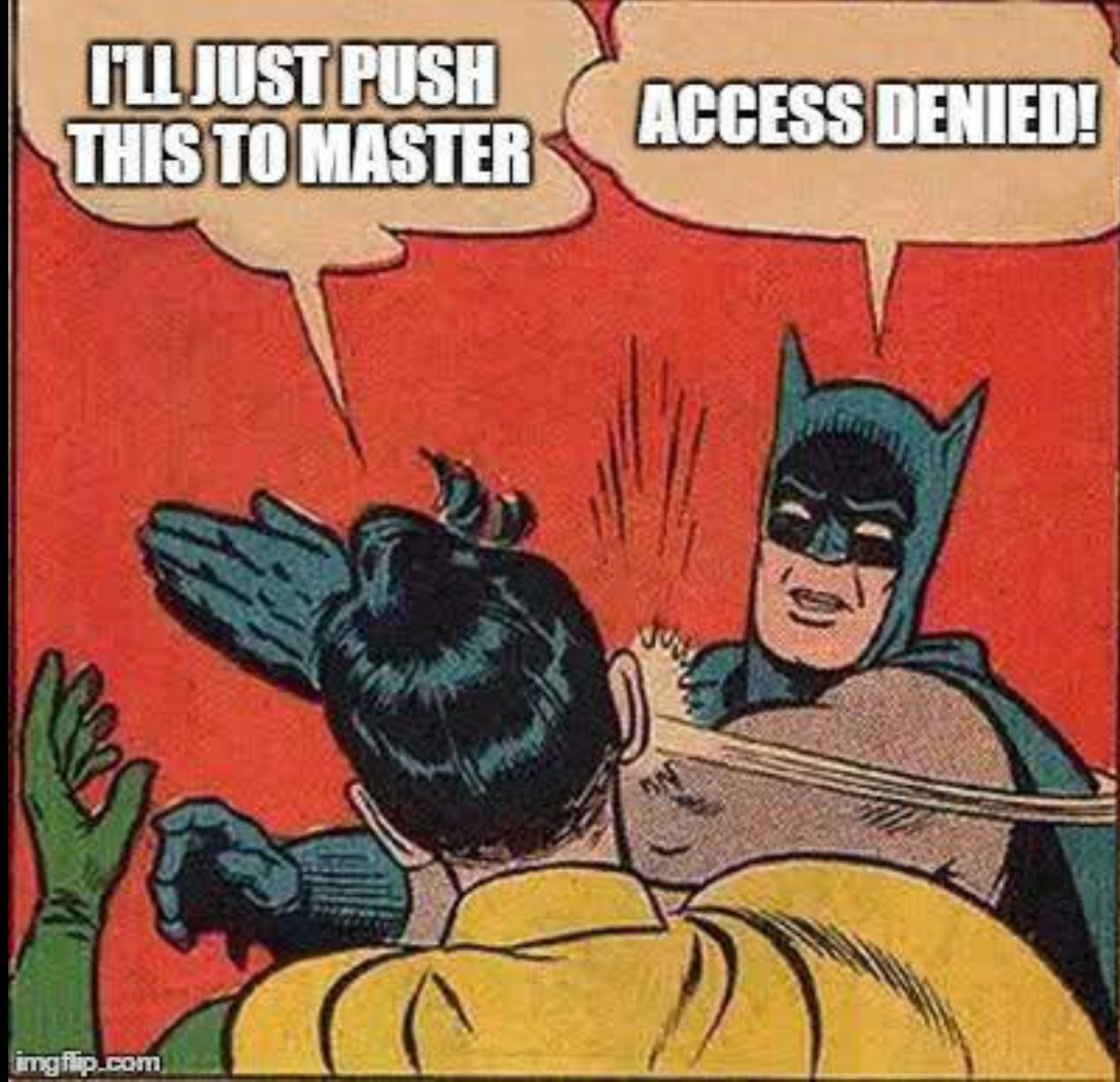
# Gitflow



[goo.gl/Zjt6Ex](https://goo.gl/Zjt6Ex)

**I'LL JUST PUSH  
THIS TO MASTER**

**ACCESS DENIED!**



```
python -m http.server
```

# TernJS

ternjs.net

```
.js | 22 | .  
f animation(name: string, animationFactory: fn)  
f config(configFn: fn)  
f constant(name: string, value: ?)  
f controller(name: string, constructor: fn)  
f directive(name: string, directiveFactory: fn)  
f factory(name: string, providerFunction: fn)  
f filter(name: string, filterFactory: fn)  
v string name  
f provider(name: string, providerType: fn)  
v [string] requires  
Register a controller. More..
```

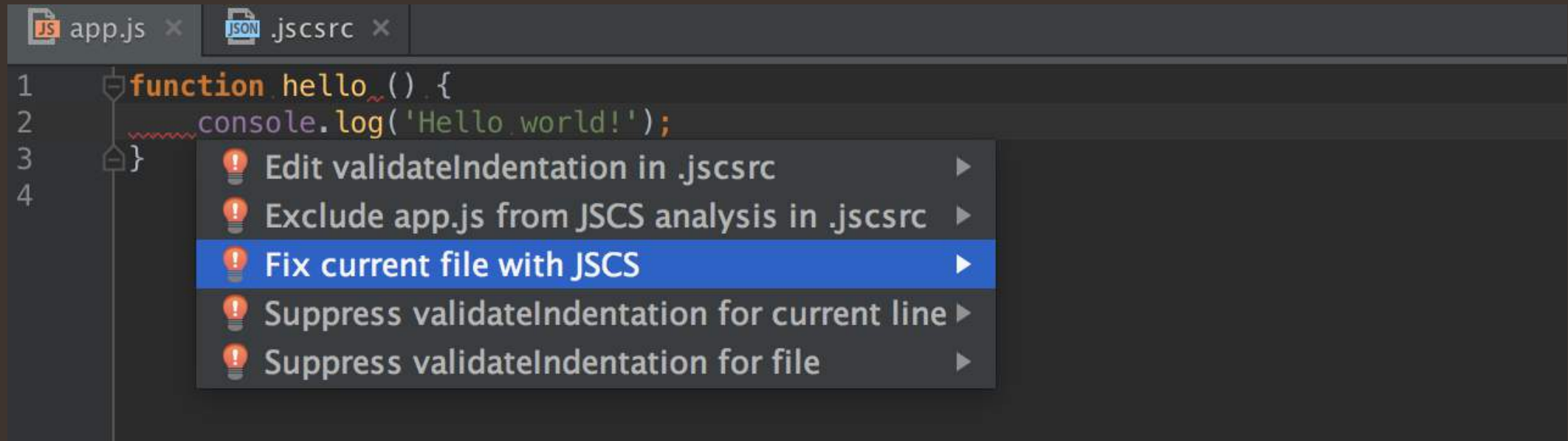
LocalStorage, \$state,

accessToken');

```
Auth.logout().then(function () {
```

# JSCS

Enforces your coding style guide so you don't have to.



The screenshot shows an IDE window with two tabs: 'app.js' and '.jscsrc'. The 'app.js' tab is active, displaying the following code:

```
1 function hello_() {  
2   console.log('Hello world!');  
3 }  
4
```


A red squiggly line underlines the closing curly brace on line 3, indicating a JSCS error. A context menu is open over this error, listing the following options:

- Edit validateIndentation in .jscsrc
- Exclude app.js from JSCS analysis in .jscsrc
- Fix current file with JSCS**
- Suppress validateIndentation for current line
- Suppress validateIndentation for file

[jscs.info](http://jscs.info)



Manage dependencies and  
use `packages`.



[bfy.tw/2Io6](https://bfy.tw/2Io6)

*Install npm to install bower to  
install angular to install xyz...*

“Something is rotten in the state of Denmark”



or



# Gulpfile.js

```
13 // app.less contains all the imports
14 // use notify if you are using a mac
15 gulp.task('less', function(){
16   ...return gulp.src([sourceLess + '/app.less'])
17   ...   .pipe(less({
18   ...     compress: true
19   ...   }))
20   ...   .pipe(autoprefixer('last 2 versions'))
21   ...   .pipe(minifyCSS({
22   ...     keepBreaks: false
23   ...   }))
24   ...   .pipe(rename('app.min.css'))
25   ...   .pipe(gulp.dest(targetCss));
26 });
27
28 gulp.task('imagemin', function(){
29   ...return gulp.src(['./public/assets/images/**/*.png', './public/assets/images/**/*.svg'])
30   ...   .pipe(imagemin({
31   ...     progressive: true,
32   ...     svgoPlugins: [{
33   ...       removeViewBox: false
34   ...     }],
35   ...     use: [pngquant()]
36   ...   }))
37   ...   .pipe(gulp.dest('./public/assets/images'));
38 });
39
40 gulp.task('watch', function(){
41   ...gulp.watch('./public/assets/less/**/*.less', function(event){
42   ...   console.log('File ' + event.path + ' was ' + event.type + ', running tasks...');
43   ...   gulp.run('less');
44   ... });
45 });
46
47 gulp.task('default', ['less', 'imagemin', 'watch']);
48
```

# Recap

- Establish design and code guidelines
- Do integrations separately
- Use all/none the tools you need
- Automate all things
- Streamline the whole process



# Спасибо!

Подписывайся на  
[@marxo](#)